

JCK Infrastructure Development Limited
(FORMERLY KNOWN AS KAP CHEM LIMITED)
CIN No. U70102KA1979PLC003590

Reg Office: #309-310, 1st Floor West Minster, 13, Cunningham Road, Bengaluru – 560 052

Shareholding Pattern as of 31.03.2018

Table I - Summary Statement holding of specified securities

Category (I)	Category of shareholder (II)	Nos. of shareholders (III)	No. of fully paid up equity shares held (IV)	No. of Partly paid-up equity shares held (V)	No. of shares underlying Depository Receipts (VI)	Total Nos. shares held (VII)=(IV)+(V)+(VI)	Shareholding as a % of total no. of shares (calculated as per SCRR, 1957) (VIII) As a % of (A+B+CZ)	Number of Voting Rights held in each class of securities (IX)			No. of Shares Underlying Outstanding convertible securities (including Warrants) (X)	Shareholding, as a % assuming full conversion of convertible securities (as a percentage of diluted share capital) (XI)=(VII)-(X) As a % of (A+B+CZ)	Number of Locked in shares (XII)		Number of Shares pledged or otherwise encumbered (XIII)		Number of equity shares held in dematerialized form (XIV)	
								No of Voting Rights		Total as a % of (A+b+C)			No. (a)	As a % of total Shares held (b)	No. (a)	As a % of total Shares held (b)		
								Equity	Classy									Total
(A)	Promoter & Promoter Group	5	2199994	0	0	2199994	52.80	2199994	0	0	52.80	0	0	0	0.00	0	0.00	2199994
(B)	Public	1122	1966673	0	0	1966673	47.20	1966673	0	0	47.20	0	0	0	0.00	0	0.00	87111
(C)	Non Promoter - Non Public	0	0	0	0	0	0.00	0	0	0	0.00	0	0	0	0.00	0	0.00	0
(C1)	Shares underlying DRs	0	0	0	0	0	0.00	0	0	0	0.00	0	0	0	0.00	0	0.00	0
(C2)	Shares held by Employee Trusts	0	0	0	0	0	0.00	0	0	0	0.00	0	0	0	0.00	0	0.00	0
	Total	1127	4166667	0	0	4166667	100.00	4166667	0	0	100.00	0	0	0	0.00	0	0.00	2287105




Table II - Statement showing Shareholding Pattern of the Promoter and Promoter Group

As on 31.03.2018

Category & Name of the Shareholders (I)	No. of shareholder (II)	No. of fully paid up equity shares held (III)	Partly paid-up equity shares held (IV)	Nos. of shares underlying Depository Receipts (V)	Total Nos. Shares held (VI)=(III+IV+V)	Shareholding % calculated as per SCRR, 1957 As a % of (A+B+C2) (VII)	Number of Voting Rights held in each class of securities (VII)			No. of Shares Underlying Outstanding convertible securities (including Warrants) (IX)	Shareholding, as a % assuming full conversion of convertible securities (as a percentage of diluted share capital) (X)=(VI)+(IX) as a % of A+B+C2	Number of Locked in shares (XI)		Number of Shares pledged or otherwise encumbered (XII)		Number of equity shares held in dematerialized form (XIII)	
							No of Voting Rights					Total as a % of Total Voting rights	No. (a)	As a % of total Shares held (b)	No. (a)		As a % of total Shares held (b)
							Equity	Class Y	Total								
(1) Indian																	
(a) Individual/Hindu Undivided Family	5	2199994	0	0	2199994	52.80	2199994	0	2199994	52.80	0	0	0	0	0	0	2199994
SHRUTI KAPUR-120833000000232	1	186000	0	0	186000	4.46	186000	0	186000	4.46	0	0	0	0	0	0	186000
JYOTI KAPUR-1301240001480305	1	251667	0	0	251667	6.04	251667	0	251667	6.04	0	0	0	0	0	0	251667
USHA KAPUR-1301240001480440	1	261667	0	0	261667	6.28	261667	0	261667	6.28	0	0	0	0	0	0	261667
DEVIKA KHANNA-1301240001661987	1	599883	0	0	599883	14.40	599883	0	599883	14.40	0	0	0	0	0	0	599883
KRISHAN KAPUR-1301240003508354	1	900777	0	0	900777	21.62	900777	0	900777	21.62	0	0	0	0	0	0	900777
(b) Central Government / State Government(s)																	
Name (xyz.....)																	
(c) Financial Institutions / Banks																	
Name (xyz.....)																	
(d) Any Other (specify)																	
Name (xyz.....)																	
Sub-Total (A)(1)	5	2199994	0	0	2199994	52.80	2199994	0	2199994	52.80	0	0	0	0	0	0	2199994
(2) Foreign																	
(a) Individuals (Non-Resident Individuals / Foreign Individuals)																	
Name (xyz.....)																	
(b) Government																	
Name (xyz.....)																	
(c) Institutions																	
Name (xyz.....)																	
(d) Foreign Portfolio Investor																	
Name (xyz.....)																	
(e) Any Other (specify)																	
Sub-Total (A)(2)	0	0	0	0	0	0	0	0	0	0	0	0	0	0	0	0	0
Total Shareholding of Promoter and Promoter Group (A)=(A)(1)+(A)(2)	5	2199994	0	0	2199994	52.80	2199994	0	2199994	52.80	0	0	0	0	0	0	2199994





Table III - Statement showing Shareholding Pattern of the Public Shareholder

As on 31.03.2018

(I)	Category & Name of the Shareholders (I)	No. of shareholder (II)	No. of fully paid up equity shares held (III)	Partly paid-up equity shares held (IV)	Nos. of shares underlying Depository Receipts (V)	Total Nos. Shares held (VI=III+IV+V)	Shareholding % calculated as per SCRR, 1957 As a % of (A+B+C2) (VII)	Number of Voting Rights held in each class of securities (VIII)			No. of Shares Underlying Outstanding convertible securities (including Warrants) (IX)	Total Shareholding, as a % assuming full conversion of convertible securities (as a percentage of diluted share capital) (X)	Number of Locked in shares (XI)		Number of Shares pledged or otherwise encumbered (XII)		Number of equity shares held in dematerialized form (XIII)	
								No of Voting Rights					Total as a % of Total Voting rights	No. (a)	As a % of total Shares held (b)	No. (Not applicable (a))		As a % of total Shares held (Not applicable) (b)
								Equity	Class Y	Total								
(1)	Institutions																	
(a)	Mutual Fund																	
(b)	Venture Capital Funds Name (xyz.....)	0	0	0	0	0	0	0	0	0	0.00	0	0	0	0			0
(c)	Alternative Investment Funds Name (xyz.....)	0	0	0	0	0	0	0	0	0	0.00	0	0	0				0
(d)	Foreign Venture Capital Investors Name (xyz.....)	0	0	0	0	0	0	0	0	0	0.00	0	0	0				0
(e)	Foreign Portfolio Investors																	
(f)	Financial Institutions/Banks	1	63000	0	0	63000	1.51	63000	0	63000	1.51	0	0	0				63000
	ICICI BANK LIMITED-1601430000000043	1	63000	0	0	63000	1.51	63000	0	63000	1.51	0	0	0				63000
(g)	Insurance Companies Name (xyz.....)	0	0	0	0	0	0	0	0	0	0.00	0	0	0				0
(h)	Provident Funds / Pension Funds Name (xyz.....)	0	0	0	0	0	0	0	0	0	0.00	0	0	0				0
(i)	Any Other (specify) Name (xyz.....)	0	0	0	0	0	0	0	0	0	0.00	0	0	0				0
	Sub-Total (B)(1)	1	63000	0	0	63000	1.51	63000	0	63000	1.51	0	0	0				63000
(2)	Central Government / State Government(s) / President of India Name (xyz.....)	0	0	0	0	0	0	0	0	0	0.00	0	0	0				0
	Sub-Total (B)(2)	0	0	0	0	0	0	0	0	0	0.00	0	0	0				0
(3)	Non-institutions																	
(a)	Individuals -																	
	i. Individual shareholders holding nominal share capital up to Rs.2 lakhs.	1106	755841	0	0	755841	18.14	755841	0	755841	18.14	0	0	0				24111
	ii. Individual shareholders holding nominal share capital in excess of Rs.2 lakhs.	13	1142165	0	0	1142165	27.41	1142165	0	1142165	27.41	0	0	0				0
	SUDHIR KUMAR GUPTA-118	1	398333	0	0	398333	9.56	398333	0	398333	9.56	0	0	0				0
	SUSHIL KUMAR GUPTA-120	1	182167	0	0	182167	4.37	182167	0	182167	4.37	0	0	0				0
	INDU BALUJA-121	1	166667	0	0	166667	4	166667	0	166667	4	0	0	0				0
	DEVIDAS NARAIN DAS BUDHRANI-1074	1	100000	0	0	100000	2.4	100000	0	100000	2.4	0	0	0				0
(b)	NBFCs registered with RBI Name (xyz.....)	0	0	0	0	0	0	0	0	0	0.00	0	0	0				0



(C)	Employee Trusts	0	0	0	0	0	0	0	0	0	0	0	0	0	0	0	0	0
	Name (xyz.....)																	
(D)	Overseas Depositories (holding DRs)(balancing figure)	0	0	0	0	0	0	0	0	0	0.00	0	0	0	0	0	0	0
(E)	Any Other (specify)	2	5667	0	0	5667	0.14	5667	0	5667	0.14	0	0	0	0	0	0	0
43	BODY CORPORATE	2	5667	0	0	5667	0.14	5667	0	5667	0.14	0	0	0	0	0	0	0
	Sub-Total (B)(3)	1121	1903673	0	0	1903673	45.69	1903673	0	1903673	45.69	0	0	0	0	0	0	24111
	Total Public Shareholding (B)=(B)(1)+(B)(2)+(B)(3)	1122	1966673	0	0	1966673	47.20	1966673	0	1966673	47.20	0	0	0	0	0	0	87111




Table IV - Statement showing shareholding pattern of the Non Promoter-Non Public shareholder																		
Category & Name of the Shareholders (I)	No. of shareholder (II)	No. of fully paid up equity shares held (III)	Partly paid-up equity shares held (IV)	Nos. of shares underlying Depository Receipts (V)	Total Nos. Shares held (VI)=(III)+(IV)+(V)	Shareholding % calculated as per SCRR, 1957 As a % of (A+B+C) (VII)	Number of Voting Rights held in each class of securities (VIII)				No. of Shares Underlying Outstanding convertible securities (including Warrants) (IX)	Total Shareholding, as a % assuming full conversion of convertible securities (as a percentage of diluted share capital) (X)	Number of Locked in shares (XI)		Number of Shares pledged or otherwise encumbered (XII)		Number of equity shares held in dematerialized form (XIII) (Not Applicable)	
							No of Voting Rights			Total as a % of Total Voting rights			No.	As a % of total Shares held	No. (Not applicable)	As a % of total Shares held (Not applicable)		
							EQUITY	Class Y	Total									
(1) Custodian/DR Holder																		
(a) Name of DR Holder (if available)		0	0	0	0	0	0	0	0	0	0	0	0	0	0	0	0	0
(i) abc																		
(ii) efg.....																		
(2) Employee Benefit Trust (under SEBI (Share based Employee Benefit) Regulations, 2014							0	0	0	0		0	0	0	0	0	0	0
(a) Name (abc.....)																		
Total Non-Promoter-Non Public Shareholding (C) = (C)(1)+(C)(2)		0	0	0	0	0	0	0	0	0	0	0	0	0	0	0	0	0

