

JCK Infrastructure Development Limited  
(FORMERLY KNOWN AS KAP CHEM LIMITED)

CIN No. U70102KA1979PLC003590

Reg Office: #309-310, 1st Floor West Minster, 13, Cunningham Road, Bengaluru – 560 052

Shareholding Pattern as of 30.09.2016

Table I - Summary Statement holding of specified securities

Category (I)	Category of shareholder (II)	Nos. of shareholders (III)	No. of fully paid up equity shares held (IV)	No. of Partly paid-up equity shares held (V)	No. of shares underlying Depository Receipts (VI)	Total Nos. shares held (VII)=(IV)+(V)+(VI)	Shareholding as a % of total no. of shares (calculated as per SCRR, 1957) (VIII) As a % of (A+B+C2)	Number of Voting Rights held in each class of securities (IX)			No. of Shares Underlying convertible securities (including Warrants) (X)	Shareholding as a % assuming full conversion of convertible securities (as a percentage of diluted share capital)	Number of Locked in shares (XII)		Number of Shares pledged or otherwise encumbered (XIII)		Number of equity shares held in dematerialized form (XIV)		
								No of Voting Rights					Total as a % of (A+B+C)	(XI)=(VII)+(X) As a % of (A+B+C2)	No. (a)	As a % of total Shares held (b)		No. (a)	As a % of total Shares held (b)
								Equity	Classy	Total									
(A)	Promoter & Promoter Group	13	709633	0	0	709633	56.77	709633	0	0	56.77	0	0	0	0.00	0	0.00	0	
(B)	Public	1112	540367	0	0	540367	43.23	540367	0	0	43.23	0	0	0	0.00	0	0.00	21382	
(C)	Non Promoter - Non Public	0	0	0	0	0	0.00	0	0	0	0.00	0	0	0	0.00	0	0.00	0	
(C1)	Shares underlying DRs	0	0	0	0	0	0.00	0	0	0	0.00	0	0	0	0.00	0	0.00	0	
(C2)	Shares held by Employee Trusts	0	0	0	0	0	0.00	0	0	0	0.00	0	0	0	0.00	0	0.00	0	
	<b>Total</b>	<b>1125</b>	<b>1250000</b>	<b>0</b>	<b>0</b>	<b>1250000</b>	<b>100.00</b>	<b>1250000</b>	<b>0</b>	<b>0</b>	<b>100.00</b>	<b>0</b>	<b>0</b>	<b>0</b>	<b>0.00</b>	<b>0</b>	<b>0.00</b>	<b>21382</b>	

CERTIFIED TRUE COPY




Table II - Statement showing Shareholding Pattern of the Promoter and Promoter Group

as on 30.09.2015

Category & Name of the Shareholders (I)	PAN (II)	No. of shareholder (III)	No. of fully paid up equity shares held (IV)	Partly paid-up equity shares held (V)	Nos. of shares underlying Depository Receipts (VI)	Total Nos. Shares held (VII)=(IV+V+VI)	Shareholding % calculated as per SCRR, 1957 As a % of (A+B+C2) (VIII)	Number of Voting Rights held in each class of securities			No. of Shares Underlying Outstanding convertible securities (including Warrants) (X)	Shareholding, as a% assuming full conversion of convertible securities (as a percentage of diluted share capital) (XI)=(VII)+(X) as a % of A+B+C2	Number of Locked in shares (XII)		Number of Shares pledged or otherwise encumbered (XIII)		Number of equity shares held in dematerialized form (XIV)	
								No of Voting Rights					Total as a % of Total Voting rights	No. (a)	As a % of total Shares held (b)	No. (a)		As a % of total Shares held (b)
								Equity	Class Y	Total								
(1) Indian																		
(a) Individual/Hindu Undivided Family		13	709633	0	0	709633	56.77	709633	0	709633	56.77	0	0	0	0	0	0	
SUNIL KAPUR-6		1	125233	0	0	125233	10.02	125233	0	125233	10.02	0	0	0	0	0	0	
USHA KAPUR-7		1	78500	0	0	78500	6.28	78500	0	78500	6.28	0	0	0	0	0	0	
JYOTI KAPUR-21		1	75500	0	0	75500	6.04	75500	0	75500	6.04	0	0	0	0	0	0	
CHANDERMOHAN D AGGARWAL-27		1	11000	0	0	11000	0.88	11000	0	11000	0.88	0	0	0	0	0	0	
NEELAM R AGGARWAL-28 AND 1152		1	12100	0	0	12100	0.97	12100	0	12100	0.97	0	0	0	0	0	0	
RITA C AGGARWAL-31		1	500	0	0	500	0.04	500	0	500	0.04	0	0	0	0	0	0	
ARUN D AGGARWAL-32		1	10000	0	0	10000	0.80	10000	0	10000	0.80	0	0	0	0	0	0	
DEVIKA KHANNA-1457		1	180000	0	0	180000	14.40	180000	0	180000	14.40	0	0	0	0	0	0	
DHRUV C AGGARWAL-1516		1	7500	0	0	7500	0.60	7500	0	7500	0.60	0	0	0	0	0	0	
RAGHAV A AGGARWAL-1517		1	5000	0	0	5000	0.40	5000	0	5000	0.40	0	0	0	0	0	0	
SHRUTI KAPUR- 1528 AND 1552		1	55800	0	0	55800	4.46	55800	0	55800	4.46	0	0	0	0	0	0	
KRISHAN KAPUR- 1549		1	145000	0	0	145000	11.60	145000	0	145000	11.60	0	0	0	0	0	0	
CHANDERMOHAN D AGGARWAL-68		1	3500	0	0	3500	0.28	3500	0	3500	0.28	0	0	0	0	0	0	
(b) Central Government / State Government(s)																		
Name (xyz.....)																		
(c) Financial institutions / Banks																		
Name (xyz.....)																		
(d) Any Other (specify)																		
Name (xyz.....)																		
Sub-Total (A)(1)		13	709633	0	0	709633	56.77	709633	0	709633	56.77	0	0	0	0	0	0	
(2) Foreign																		
(a) Individuals (Non-Resident Individuals / Foreign Individuals)																		
Name (xyz.....)																		
(b) Government																		
Name (xyz.....)																		
(c) Institutions																		
Name (xyz.....)																		
(d) Foreign Portfolio Investor																		
Name (xyz.....)																		
(e) Any Other (specify)																		
Sub-Total (A)(2)		0	0	0	0	0	0	0	0	0	0	0	0	0	0	0	0	
Total Shareholding of Promoter and Promoter Group (A)=(A)(1)+(A)(2)		13	709633	0	0	709633	56.77	709633	0	709633	56.77	0	0	0	0	0	0	

Details of Shares which remain unclaimed may be given here along with details such as number of shareholders, outstanding shares held in demat/unclaimed suspense account, voting rights which are frozen etc.

Notes:

- (1) PAN would not be displayed on website of Stock Exchange(s)
- (2) The term 'Encumbrance' has the same meaning as assigned under regulation 28(3) of SEBI (Substantial Acquisition of Shares and Takeovers) Regulations, 2011.





Table III - Statement showing Shareholding Pattern of the Public Shareholder

as on 30.09.2015

Category & Name of the Shareholders (I)	PAN (II)	No. of shareholder (III)	No. of fully paid up equity shares held (IV)	Partly paid-up equity shares held (V)	Nos. of shares underlying Depository Receipts (VI)	Total Nos. Shares held (VII)=(IV+V+VI)	Shareholding % calculated as per SCRR, 1957 As a % of (A+B+C2) (VIII)	Number of Voting Rights held in each class of securities (IX)			No. of Shares Underlying Outstanding convertible securities (including Warrants) (X)	Total Shareholding, as a% assuming full conversion of convertible securities (as a percentage of diluted share capital) (XI)	Number of Locked in shares (XII)		Number of Shares pledged or otherwise encumbered (XIII)		Number of equity shares held in dematerialized form (XIV)	
								Equity	Class Y	Total			Total as a % of Total Voting rights	No. (a)	As a % of total Shares held (b)	No. (Not applicable) (a)		As a % of total Shares held (Not applicable) (b)
(1) Institutions																		
(a) Mutual Fund																		
(b) Venture Capital Funds			0	0	0	0	0	0	0	0	0.00	0	0	0	0	0	0	0
Name (xyz.....)																		
(c) Alternative Investment Funds			0	0	0	0	0	0	0	0	0.00	0	0	0	0	0	0	0
Name (xyz.....)																		
(d) Foreign Venture Capital Investors			0	0	0	0	0	0	0	0	0.00	0	0	0	0	0	0	0
Name (xyz.....)																		
(e) Foreign Portfolio Investors																		
(f) Financial Institutions/Banks			1	18900	0	0	18900	1.51	18900	0	18900	1.51	0	0	0	0	0	18900
ICICI BANK LIMITED- -60143000000043	AAAC1195H		1	18900	0	0	18900	1.51	18900	0	18900	1.51	0	0	0	0	0	18900
(g) Insurance Companies			0	0	0	0	0	0	0	0	0.00	0	0	0	0	0	0	0
Name (xyz.....)																		
(h) Provident Funds / Pension Funds			0	0	0	0	0	0	0	0	0.00	0	0	0	0	0	0	0
Name (xyz.....)																		
(i) Any Other (specify)			0	0	0	0	0	0	0	0	0.00	0	0	0	0	0	0	0
Name (xyz.....)																		
Sub-Total (B)(1)			1	18900	0	0	18900	1.51	18900	0	18900	1.51	0	0	0	0	0	18900
(2) Central Government / State Government(s) / President of India			0	0	0	0	0	0	0	0	0.00	0	0	0	0	0	0	0
Name (xyz.....)																		
Sub-Total (B)(2)			0	0	0	0	0	0	0	0	0.00	0	0	0	0	0	0	0
(3) Non-Institutions																		
(a) Individuals -																		
i. Individual shareholders holding nominal share capital up to Rs.2 lakhs.			1106	267117	0	0	267117	21.37	267117	0	267117	21.37	0	0	0	0	0	2432
ii. Individual shareholders holding nominal share capital in excess of Rs.2 lakhs.			4	254150	0	0	254150	20.33	254150	0	254150	20.33	0	0	0	0	0	0
SUDHIR KUMAR GUPTA-118			1	119500	0	0	119500	9.56	119500	0	119500	9.56	0	0	0	0	0	0
SUSHIL KUMAR GUPTA-120			1	54650	0	0	54650	4.37	54650	0	54650	4.37	0	0	0	0	0	0
INDU BALUJA-121			1	50000	0	0	50000	4	50000	0	50000	4	0	0	0	0	0	0
DEVIDAS NARAINIDAS BUDHRANI-1074			1	30000	0	0	30000	2.4	30000	0	30000	2.4	0	0	0	0	0	0
(b) NBFCs registered with RBI			0	0	0	0	0	0	0	0	0.00	0	0	0	0	0	0	0
Name (xyz.....)																		
(C) Employee Trusts			0	0	0	0	0	0	0	0	0	0	0	0	0	0	0	0
Name (xyz.....)																		
(D) Overseas Depositories (holding DRs)(balancing figure)			0	0	0	0	0	0	0	0	0.00	0	0	0	0	0	0	0
(E) Any Other (specify)			1	200	0	0	200	0.02	200	0	200	0.02	0	0	0	0	0	0
43 BODY CORPORATE			1	200	0	0	200	0.02	200	0	200	0.02	0	0	0	0	0	0



Sub-Total (B)(3)	1111	521467	0	0	521467	41.72	521467	0	521467	41.72	0	0	0	0	2482
Total Public Shareholding (B)=(B)(1)+(B)(2)+(B)(3)	1112	540367	0	0	540367	43.23	540367	0	540367	43.23	0	0	0	0	21382
Details of the shareholders acting as persons in Concert including their Shareholding (No. and %)															
Details of Shares which remain unclaimed may be given here along with details such as number of shareholders, outstanding shares held in demat/unclaimed suspense account, voting rights which are frozen etc.															
<b>Notes:</b>															
(1)	PAN would not be displayed on website of Stock Exchange(s)														
(2)	The above format needs to be disclosed along with the name of following persons:														
	-Institutions/Non Institutions holding more than 1% of total number of shares.														
(3)	W.r.t. the information pertaining to Depository Receipts, the same may be disclosed the respective columns to the extent information available and the balance to be disclosed as held by custodian.														





Table IV - Statement showing shareholding pattern of the Non Promoter-Non Public shareholder as on 30.09.2016

Category & Name of the Shareholders (I)	PAN (II)	No. of shareholder (III)	No. of fully paid up equity shares held (IV)	Partly paid-up equity shares held (V)	Nos. of shares underlying Depository Receipts (VI)	Total Nos. Shares held (VII)=(IV+V+VI)	Shareholding % calculated as per SCRR, 1957 As a % of (A+B+C2) (VIII)	Number of Voting Rights held in each class of securities (IX)				No. of Shares Underlying Outstanding convertible securities (including Warrants) (X)	Total Shareholding, as a % assuming full conversion of convertible securities (as a percentage of diluted share capital) (XI)	Number of Locked in shares (XII)		Number of Shares pledged or otherwise encumbered (XIII)		Number of equity shares held in dematerialized form (XIV) [Not Applicable]	
								No of Voting Rights			Total as a % of Total Voting rights			No.	As a % of total Shares held	No. [Not applicable]	As a % of total Shares held [Not applicable]		
								EQUITY	Class Y	Total									
(1) Custodian/DR Holder																			
(a) Name of DR Holder (if available)		0	0	0	0	0	0	0	0	0	0	0	0	0	0	0	0	0	0
(i) abc .....																			
(ii) efg .....																			
(2) Employee Benefit Trust (under SEBI (Share based Employee Benefit) Regulations, 2014								0	0		0								
(a) Name (abc.....)			0	0	0	0	0			0									
Total Non-Promoter-Non Public Shareholding (C)= (C)(1)+(C)(2)			0	0	0	0	0	0	0	0	0	0	0	0	0	0	0	0	0
<b>Notes:</b>																			
(1) PAN would not be displayed on website of Stock Exchange(s)																			
(2) The above format needs to be disclose name of all holders holding more than 1% of total number of shares																			
(3) W.r.t. the information pertaining to Depository Receipts, the same may be disclosed in the respective columns to the extent information available.																			



**JCK Infrastructure Development Limited**  
(FORMERLY KNOWN AS KAP CHEM LIMITED)  
CIN No. U70102KA1979PLC003590

Reg Office: #309-310, 1st Floor West Minster, 13, Cunningham Road, Bengaluru – 560 052

**Table I - Summary Statement holding of specified securities as on 30.06.2016**

Category (I)	Category of shareholder (II)	Nos. of shareholders (III)	No. of fully paid up equity shares held (IV)	No. of Partly paid-up equity shares held (V)	No. of shares underlying Depository Receipts (VI)	Total Nos. shares held (VII)=[IV]+(V)+(VI)	Shareholding as a % of total no. of shares (calculated as per SCRR, 1957) (VIII) As a % of (A+B+C2)	Number of Voting Rights held in each class of securities (IX)			No. of Shares Underlying Outstanding convertible securities (including Warrants) (X)	Shareholding, as a% assuming full conversion of convertible securities (as a percentage of diluted share capital) (XI)=[VII]+(X) As a % of (A+B+C2)	Number of Locked in shares (XII)		Number of Shares pledged or otherwise encumbered (XIII)		Number of equity shares held in dematerialized form (XIV)	
								No of Voting Rights		Total as a % of (A+b+C)			No. (a)	As a % of total Shares held (b)	No. (a)	As a % of total Shares held (b)		
								Equity	Classy									Total
(A)	Promoter & Promoter Group	13	709633	0	0	709633	56.77	709633	0	0	56.77	0	0	0	0.00	0	0.00	0
(B)	Public	1111	540367	0	0	540367	43.23	540367	0	0	43.23	0	0	0	0.00	0	0.00	21382
(C)	Non Promoter - Non Public	0	0	0	0	0	0.00	0	0	0	0.00	0	0	0	0.00	0	0.00	0
(C1)	Shares underlying DRs	0	0	0	0	0	0.00	0	0	0	0.00	0	0	0	0.00	0	0.00	0
(C2)	Shares held by Employee Trusts	0	0	0	0	0	0.00	0	0	0	0.00	0	0	0	0.00	0	0.00	0
	<b>Total</b>	<b>1124</b>	<b>1250000</b>	<b>0</b>	<b>0</b>	<b>1250000</b>	<b>100.00</b>	<b>1250000</b>	<b>0</b>	<b>0</b>	<b>100.00</b>	<b>0</b>	<b>0</b>	<b>0</b>	<b>0.00</b>	<b>0</b>	<b>0.00</b>	<b>21382</b>

**CERTIFIED TRUE COPY**




Table II - Statement showing Shareholding Pattern of the Promoter and Promoter Group

as on 30.06.2016

(1)	Category & Name of the Shareholders (I)	PAN (II)	No. of shareholder (III)	No. of fully paid up equity shares held (IV)	Partly paid-up equity shares held (V)	Nos. of shares underlying Depository Receipts (VI)	Total Nos. Shares held (VII)=(V+VI)	Shareholding % calculated as per SCRR, 1957 As a % of (A+B+C2) (VIII)	Number of Voting Rights held in each class of securities			No. of Shares Underlying Outstanding convertible securities (including Warrants) (X)	Shareholding, as a% assuming full conversion of convertible securities (as a percentage of diluted share capital) (C2)=(VII)-(X) as a % of A+B+C2	Number of Locked in shares (XII)		Number of Shares pledged or otherwise encumbered (XIII)		Number of equity shares held in dematerialized form (XIV)	
									No of Voting Rights					Total as a % of Total Voting rights	No. (a)	As a % of total Shares held (b)	No. (a)		As a % of total Shares held (b)
									Equity	Class Y	Total								
(1)	Indian																		
(a)	Individual/Hindu Undivided Family		13	709633	0	0	709633	56.77	709633	0	709633	56.77	0	0	0	0	0	0	0
	SUNIL KAPUR-6		1	125233	0	0	125233	10.02	125233	0	125233	10.02	0	0	0	0	0	0	0
	USHA KAPUR-7		1	78500	0	0	78500	6.28	78500	0	78500	6.28	0	0	0	0	0	0	0
	JYOTI KAPUR-21		1	75500	0	0	75500	6.04	75500	0	75500	6.04	0	0	0	0	0	0	0
	CHANDERMOHAN D AGGARWAL-27		1	11000	0	0	11000	0.88	11000	0	11000	0.88	0	0	0	0	0	0	0
	NEELAM R AGGARWAL-28 AND 1152		1	12100	0	0	12100	0.97	12100	0	12100	0.97	0	0	0	0	0	0	0
	RITA C AGGARWAL-31		1	500	0	0	500	0.04	500	0	500	0.04	0	0	0	0	0	0	0
	ARUN D AGGARWAL-32		1	10000	0	0	10000	0.80	10000	0	10000	0.80	0	0	0	0	0	0	0
	DEVIKA K-ANNA-1457		1	180000	0	0	180000	14.40	180000	0	180000	14.40	0	0	0	0	0	0	0
	DHRUV C AGGARWAL-1516		1	7500	0	0	7500	0.60	7500	0	7500	0.60	0	0	0	0	0	0	0
	RAGHAV A AGGARWAL-1517		1	5000	0	0	5000	0.40	5000	0	5000	0.40	0	0	0	0	0	0	0
	SHRUTI KAPUR- 1528 AND 1552		1	55800	0	0	55800	4.46	55800	0	55800	4.46	0	0	0	0	0	0	0
	KRISHAN KAPUR- 1549		1	145000	0	0	145000	11.80	145000	0	145000	11.80	0	0	0	0	0	0	0
	CHANDERMOHAN D AGGARWAL-68		1	3500	0	0	3500	0.28	3500	0	3500	0.28	0	0	0	0	0	0	0
(b)	Central Government / State Government(s)																		
	Name (xyz.....)																		
(c)	Financial Institutions / Banks																		
	Name (xyz.....)																		
(d)	Any Other (specify)																		
	Name (xyz.....)																		
	Sub-Total (A)(1)		13	709633	0	0	709633	56.77	709633	0	709633	56.77	0	0	0	0	0	0	0
(2)	Foreign																		
(a)	Individuals (Non-Resident Individuals / Foreign Individuals)																		
	Name (xyz.....)																		
(b)	Government																		
	Name (xyz.....)																		
(c)	Institutions																		
	Name (xyz.....)																		
(d)	Foreign Portfolio Investor																		
	Name (xyz.....)																		
(e)	Any Other (specify)																		
	Sub-Total (A)(2)		0	0	0	0	0	0	0	0	0	0	0	0	0	0	0	0	0
	Total Shareholding of Promoter and Promoter Group (A)=(A)(1)+(A)(2)		13	709633	0	0	709633	56.77	709633	0	709633	56.77	0	0	0	0	0	0	0

Details of Shares which remain unclaimed may be given here along with details such as number of shareholders, outstanding shares held in demat/unclaimed suspense account, voting rights which are frozen etc.

## Notes:

(1) PAN would not be displayed on website of Stock Exchange(s)

(2) The term 'Encumbrance' has the same meaning as assigned under regulation 28(3) of SEBI (Substantial Acquisition of Shares and Takeovers) Regulations, 2011.

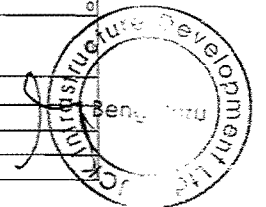


Table III - Statement showing Shareholding Pattern of the Public Shareholder

as on 30.05.2015

Category & Name of the Shareholders (I)	PAN (II)	No. of shareholder (III)	No. of fully paid up equity shares held (IV)	Partly paid-up equity shares held (V)	Nos. of shares underlying Depository Receipts (VI)	Total Nos. Shares held (VII)=(IV+V+VI)	Shareholding % calculated as per SCRR, 1957 As a % of (A+B+C2) (VIII)	Number of Voting Rights held in each class of securities (IX)			No. of Shares Underlying Outstanding convertible securities (including Warrants) (X)	Total Shareholding, as a% assuming full conversion of convertible securities (as a percentage of diluted share capital) (XI)	Number of Locked in shares (XII)		Number of Shares pledged or otherwise encumbered (XIII)		Number of equity shares held in dematerialized form (XIV)	
								Equity	Class Y	Total			No. (a)	As a % of total Shares held (b)	No. (Not applicable) (a)	As a % of total Shares held (Not applicable) (b)		
(1) Institutions																		
(a) Mutual Fund																		
(b) Venture Capital Funds			0	0	0	0	0	0	0	0	0.00	0	0	0	0	0	0	0
Name (xyz.....)																		
(c) Alternative Investment Funds			0	0	0	0	0	0	0	0	0.00	0	0	0	0	0	0	0
Name (xyz.....)																		
(d) Foreign Venture Capital Investors			0	0	0	0	0	0	0	0	0.00	0	0	0	0	0	0	0
Name (xyz.....)																		
(e) Foreign Portfolio Investors																		
(f) Financial Institutions/Banks			1	18900	0	18900	1.51	18900	0	18900	1.51	0	0	0	0	0	0	18900
ICICI BANK LIMITED-1601430000000043	AAACI119SH		1	18900	0	18900	1.51	18900	0	18900	1.51	0	0	0	0	0	0	18900
(g) Insurance Companies			0	0	0	0	0	0	0	0	0.00	0	0	0	0	0	0	0
Name (xyz.....)																		
(h) Provident Funds / Pension Funds			0	0	0	0	0	0	0	0	0.00	0	0	0	0	0	0	0
Name (xyz.....)																		
(i) Any Other (specify)			0	0	0	0	0	0	0	0	0.00	0	0	0	0	0	0	0
Name (xyz.....)																		
Sub-Total (B)(1)			1	18900	0	18900	1.51	18900	0	18900	1.51	0	0	0	0	0	0	18900
(2) Central Government / State Government(s) / President of India			0	0	0	0	0	0	0	0	0.00	0	0	0	0	0	0	0
Name (xyz.....)																		
Sub-Total (B)(2)			0	0	0	0	0	0	0	0	0.00	0	0	0	0	0	0	0
(3) Non-institutions																		
(a) Individuals -																		
i. Individual shareholders holding nominal share capital up to Rs.2 lakhs.			1105	267117	0	267117	21.37	267117	0	267117	21.37	0	0	0	0	0	0	2482
ii. Individual shareholders holding nominal share capital in excess of Rs.2 lakhs.			4	254150	0	254150	20.33	254150	0	254150	20.33	0	0	0	0	0	0	0
SUDHIR KUMAR GUPTA-118			1	119500	0	119500	9.56	119500	0	119500	9.56	0	0	0	0	0	0	0
SUSHIL KUMAR GUPTA-120			1	54650	0	54650	4.37	54650	0	54650	4.37	0	0	0	0	0	0	0
INDU BALUJA-121			1	50000	0	50000	4	50000	0	50000	4	0	0	0	0	0	0	0
DEVIDAS NARAINDas			1	30000	0	30000	2.4	30000	0	30000	2.4	0	0	0	0	0	0	0
BUDHRANI-1074			1	30000	0	30000	2.4	30000	0	30000	2.4	0	0	0	0	0	0	0
(b) NBFCs registered with RBI			0	0	0	0	0	0	0	0	0.00	0	0	0	0	0	0	0
Name (xyz.....)																		
(C) Employee Trusts			0	0	0	0	0	0	0	0	0	0	0	0	0	0	0	0
Name (xyz.....)																		









Table IV - Statement showing shareholding pattern of the Non Promoter-Non Public shareholder as on 30.06.2016																				
(I)	Category & Name of the Shareholders (I)	PAN (II)	No. of shareholder (III)	No. of fully paid up equity shares held (IV)	Partly paid-up equity shares held (V)	Nos. of shares underlying Depository Receipts (VI)	Total Nos. Shares held (VII)=(IV+V+VI)	Shareholding % calculated as per SCRR, 1957 As a % of (A+B+C2) (VIII)	Number of Voting Rights held in each class of securities (IX)				No. of Shares Underlying Outstanding convertible securities (including Warrants) (X)	Total Shareholding, as a% assuming full conversion of convertible securities (as a percentage of diluted share capital) (XI)	Number of Locked in shares (XII)		Number of Shares pledged or otherwise encumbered (XIII)		Number of equity shares held in dematerialized form (XIV) (Not Applicable)	
									No of Voting Rights			Total as a % of Total Voting rights			No.	As a % of total Shares held	No. (Not applicable)	As a % of total Shares held (Not applicable)		
									EQUITY	Class Y	Total									
(1)	Custodian/DR Holder																			
(a)	Name of DR Holder (if available)		0	0	0	0	0	0	0	0	0	0	0	0	0	0	0	0	0	0
(i)	abc .....																			
(ii)	efg .....																			
(2)	Employee Benefit Trust [under SEBI (Share based Employee Benefit) Regulations, 2014																			
(a)	Name (abc.....)		0	0	0	0	0	0	0	0	0	0	0	0	0	0	0	0	0	0
	Total Non-Promoter-Non Public Shareholding (C)= (C)(1)+(C)(2)		0	0	0	0	0	0	0	0	0	0	0	0	0	0	0	0	0	0
<b>Notes:</b>																				
(1)	PAN would not be displayed on website of Stock Exchange(s)																			
(2)	The above format needs to be disclose name of all holders holding more than 1% of total number of shares																			
(3)	W.r.t. the information pertaining to Depository Receipts, the same may be disclosed in the respective columns to the extent information available.																			



JCK Infrastructure Development Limited  
(FORMERLY KNOWN AS KAP CHEM LIMITED)  
CIN No. U70102KA1979PLC003590

Reg Office: #309-310, 1st Floor West Minster, 13, Cunningham Road, Bengaluru – 560 052

Shareholding Pattern as of 31.03.2016

Table I - Summary Statement holding of specified securities

Category (I)	Category of shareholder (II)	Nos. of shareholders (III)	No. of fully paid up equity shares held (IV)	No. of Partly paid-up equity shares held (V)	No. of shares underlying Depository Receipts (VI)	Total Nos. shares held (VII)=(IV)+(V)+(VI)	Shareholding as a % of total no. of shares (calculated as per SCRR, 1957) (VIII) As a % of (A+B+C2)	Number of Voting Rights held in each class of securities (IX)			No. of Shares Underlying Outstanding convertible securities (including Warrants) (X)	Shareholding as a % assuming full conversion of convertible securities (as a percentage of diluted share capital)	Number of Locked in shares (XII)		Number of Shares pledged or otherwise encumbered (XIII)		Number of equity shares held in dematerialized form (XIV)		
								No of Voting Rights					Total as a % of (A+b+C)	[XI]=[VII]+(X) As a % of (A+B+C2)	No. (a)	As a % of total Shares held (b)		No. (a)	As a % of total Shares held (b)
								Equity	Class:y	Total									
(A)	Promoter & Promoter Group	13	709633	0	0	709633	56.77	709633	0	0	56.77	0	0	0	0.00	0	0.00	0	
(B)	Public	1109	540367	0	0	540367	43.23	540367	0	0	43.23	0	0	0	0.00	0	0.00	20732	
(C)	Non Promoter - Non Public	0	0	0	0	0	0.00	0	0	0	0.00	0	0	0	0.00	0	0.00	0	
(C1)	Shares underlying DRs	0	0	0	0	0	0.00	0	0	0	0.00	0	0	0	0.00	0	0.00	0	
(C2)	Shares held by Employee Trusts	0	0	0	0	0	0.00	0	0	0	0.00	0	0	0	0.00	0	0.00	0	
	<b>Total</b>	<b>1122</b>	<b>1250000</b>	<b>0</b>	<b>0</b>	<b>1250000</b>	<b>100.00</b>	<b>1250000</b>	<b>0</b>	<b>0</b>	<b>100.00</b>	<b>0</b>	<b>0</b>	<b>0</b>	<b>0.00</b>	<b>0</b>	<b>0.00</b>	<b>20732</b>	

CERTIFIED TRUE COPY




Table II - Statement showing Shareholding Pattern of the Promoter and Promoter Group

as on 31.03.2016

Category & Name of the Shareholders (i)	PAN (ii)	No. of shareholder (iii)	No. of fully paid up equity shares held (iv)	Partly paid-up equity shares held (v)	Nos. of shares underlying Depository Receipts (vi)	Total Nos. Shares held (vii)=(iv+v+vi)	Shareholding % calculated as per SCRR, 1957 As a % of [A+B+C2] (viii)	Number of Voting Rights held in each class of securities			No. of Shares Underlying Outstanding convertible securities (including Warrants) (x)	Shareholding, as a % assuming full conversion of convertible securities (as a percentage of diluted share capital) (xi)=(vii)-(x) as a % of A+B+C2	Number of Locked in shares (xii)		Number of Shares pledged or otherwise encumbered (xiii)		Number of equity shares held in dematerialized form (xiv)	
								No of Voting Rights					Total as a % of Total Voting rights	No. (a)	As a % of total Shares held (b)	No. (a)		As a % of total Shares held (b)
								Equity	Class Y	Total								
(1) Indian																		
(a) Individual/Hindu Undivided Family		13	709633	0	0	709633	56.77	709633	0	709633	56.77	0	0	0	0	0	0	0
SUNIL KAPUR-6		1	125233	0	0	125233	10.02	125233	0	125233	10.02	0	0	0	0	0	0	0
USHA KAPUR-7		1	78500	0	0	78500	6.28	78500	0	78500	6.28	0	0	0	0	0	0	0
JYOTI KAPUR-21		1	75500	0	0	75500	6.04	75500	0	75500	6.04	0	0	0	0	0	0	0
CHANDERMOHAN D AGGARWAL-27		1	11000	0	0	11000	0.88	11000	0	11000	0.88	0	0	0	0	0	0	0
NEELAM R AGGARWAL-28 AND 1152		1	12100	0	0	12100	0.97	12100	0	12100	0.97	0	0	0	0	0	0	0
RITA C AGGARWAL-31		1	500	0	0	500	0.04	500	0	500	0.04	0	0	0	0	0	0	0
ARUN D AGGARWAL-32		1	10000	0	0	10000	0.80	10000	0	10000	0.80	0	0	0	0	0	0	0
DEVIKA KHANNA-1457		1	180000	0	0	180000	14.40	180000	0	180000	14.40	0	0	0	0	0	0	0
DHRUV C AGGARWAL-1516		1	7500	0	0	7500	0.60	7500	0	7500	0.60	0	0	0	0	0	0	0
RAGHAV A AGGARWAL-1517		1	5000	0	0	5000	0.40	5000	0	5000	0.40	0	0	0	0	0	0	0
SHRUTI KAPUR- 1528 AND 1552		1	55800	0	0	55800	4.46	55800	0	55800	4.46	0	0	0	0	0	0	0
KRISHAN KAPUR- 1549		1	145000	0	0	145000	11.60	145000	0	145000	11.60	0	0	0	0	0	0	0
CHANDERMOHAN D AGGARWAL-68		1	3500	0	0	3500	0.28	3500	0	3500	0.28	0	0	0	0	0	0	0
(b) Central Government / State Government(s)																		
Name (xyz.....)																		
(c) Financial Institutions / Banks																		
Name (xyz.....)																		
(d) Any Other (specify)																		
Name (xyz.....)																		
Sub-Total (A)(1)		13	709633	0	0	709633	56.77	709633	0	709633	56.77	0	0	0	0	0	0	0
(2) Foreign																		
(a) Individuals (Non-Resident Individuals / Foreign Individuals)																		
Name (xyz.....)																		
(b) Government																		
Name (xyz.....)																		
(c) Institutions																		
Name (xyz.....)																		
(d) Foreign Portfolio Investor																		
Name (xyz.....)																		
(e) Any Other (specify)																		
Sub-Total (A)(2)		0	0	0	0	0	0	0	0	0	0	0	0	0	0	0	0	0
Total Shareholding of Promoter and Promoter Group (A)=[A](1)+[A](2)		13	709633	0	0	709633	56.77	709633	0	709633	56.77	0	0	0	0	0	0	0

Details of Shares which remain unclaimed may be given here along with details such as number of shareholders, outstanding shares held in demat/unclaimed suspense account, voting rights which are frozen etc.

## Notes:

- (1) PAN would not be displayed on website of Stock Exchange(s)
- (2) The term 'Encumbrance' has the same meaning as assigned under regulation 28(3) of SEBI (Substantial Acquisition of Shares and Takeovers) Regulations, 2011.





Table III - Statement showing Shareholding Pattern of the Public Shareholder

as on 31.03.2016

Category & Name of the Shareholders (I)	PAN (II)	No. of shareholder (III)	No. of fully paid up equity shares held (IV)	Partly paid-up equity shares held (V)	Nos. of shares underlying Depository Receipts (VI)	Total Nos. Shares held (VII)=(IV+V+VI)	Shareholding % calculated as per SCRR, 1957 As a % of (A+B+C2) (VIII)	Number of Voting Rights held in each class of securities (IX)			No. of Shares Underlying Outstanding convertible securities (including Warrants) (X)	Total Shareholding, as a % assuming full conversion of convertible securities (as a percentage of diluted share capital) (XI)	Number of Locked in shares (XII)		Number of Shares pledged or otherwise encumbered (XIII)		Number of equity shares held in dematerialized form (XIV)	
								Equity	Class Y	Total			No. (a)	As a % of total Shares held (b)	No. (Not applicable (a))	As a % of total Shares held (Not applicable) (b)		
(1) Institutions																		
(a) Mutual Fund																		
(b) Venture Capital Funds			0	0	0	0	0	0	0	0	0.00	0	0	0	0			0
Name (xyz.....)																		
(c) Alternative Investment Funds			0	0	0	0	0	0	0	0	0.00	0	0	0	0			0
Name (xyz.....)																		
(d) Foreign Venture Capital Investors			0	0	0	0	0	0	0	0	0.00	0	0	0	0			0
Name (xyz.....)																		
(e) Foreign Portfolio Investors																		
(f) Financial Institutions/Banks			1	18900	0	0	18900	1.51	18900	0	18900	1.51	0	0	0			18900
ICICI BANK LIMITED-160143000000043	AAAC1195H		1	18900	0	0	18900	1.51	18900	0	18900	1.51	0	0	0			18900
(g) Insurance Companies			0	0	0	0	0	0	0	0	0.00	0	0	0	0			0
Name (xyz.....)																		
(h) Provident Funds / Pension Funds			0	0	0	0	0	0	0	0	0.00	0	0	0	0			0
Name (xyz.....)																		
(i) Any Other (specify)			0	0	0	0	0	0	0	0	0.00	0	0	0	0			0
Name (xyz.....)																		
Sub-Total (B)(1)			1	18900	0	0	18900	1.51	18900	0	18900	1.51	0	0	0			18900
(2) Central Government / State Government(s) / President of India			0	0	0	0	0	0	0	0	0.00	0	0	0	0			0
Name (xyz.....)																		
Sub-Total (B)(2)			0	0	0	0	0	0	0	0	0.00	0	0	0	0			0
(3) Non-institutions																		
(a) Individuals -																		
i. Individual shareholders holding nominal share capital up to Rs.2 lakhs.			1103	267117	0	0	267117	21.37	267117	0	267117	21.37	0	0	0			1832
ii. Individual shareholders holding nominal share capital in excess of Rs.2 lakhs.			4	254150	0	0	254150	20.33	254150	0	254150	20.33	0	0	0			0
SUDHIR KUMAR GUPTA-118			1	119500	0	0	119500	9.56	119500	0	119500	9.56	0	0	0			0
SUSHIL KUMAR GUPTA-120			1	54650	0	0	54650	4.37	54650	0	54650	4.37	0	0	0			0
INDU BALUJA-121			1	50000	0	0	50000	4	50000	0	50000	4	0	0	0			0
DEVIDAS NARASINDAS BUDHRANI-1074			1	30000	0	0	30000	2.4	30000	0	30000	2.4	0	0	0			0
(b) NBFCs registered with RBI			0	0	0	0	0	0	0	0	0.00	0	0	0	0			0
Name (xyz.....)																		
(C) Employee Trusts			0	0	0	0	0	0	0	0	0	0	0	0	0			0
Name (xyz.....)																		



(D)	Overseas Depositories (holding DRs)(balancing figure)	0	0	0	0	0	0	0	0	0	0.00	0	0	0	0	0	0	0
(E)	Any Other (specify)	1	200	0	0	200	0.02	200	0	200	0.02	0	0	0	0	0	0	0
43	BODY CORPORATE	1	200	0	0	200	0.02	200	0	200	0.02	0	0	0	0	0	0	0
	Sub-Total (B)(3)	1108	521457	0	0	521457	41.72	521457	0	521457	41.72	0	0	0	0	0	0	1832
	Total Public Shareholding (B)=(B)(1)+(B)(2)+(B)(3)	1108	540357	0	0	540357	43.23	540357	0	540357	43.23	0	0	0	0	0	0	20732

Details of the shareholders acting as persons in Concert including their Shareholding (No. and %)

Details of Shares which remain unclaimed may be given here along with details such as number of shareholders, outstanding shares held in demat/unclaimed suspense account, voting rights which are frozen etc.

<b>Notes:</b>																		
(1)	PAN would not be displayed on website of Stock Exchange(s)																	
(2)	The above format needs to be disclosed along with the name of following persons:																	
	-Institutions/Non Institutions holding more than 1% of total number of shares.																	
(3)	W.r.t. the information pertaining to Depository Receipts, the same may be disclosed the respective columns to the extent information available and the balance to be disclosed as held by custodian.																	




Table IV - Statement showing shareholding pattern of the Non Promoter-Non Public shareholder as on 31.03.2016

Category & Name of the Shareholders (I)	PAN (II)	No. of shareholder (III)	No. of fully paid up equity shares held (IV)	Partly paid-up equity shares held (V)	Nos. of shares underlying Depository Receipts (VI)	Total Nos. Shares held (VII)=IV+V+VI	Shareholding % calculated as per SCRR, 1957 As a % of (A+B+C2) (VIII)	Number of Voting Rights held in each class of securities (IX)				No. of Shares Underlying Outstanding convertible securities [including Warrants] (X)	Total Shareholding, as a% assuming full conversion of convertible securities [as a percentage of diluted share capital] (XI)	Number of Locked in shares (XII)		Number of Shares pledged or otherwise encumbered (XIII)		Number of equity shares held in dematerialized form (XIV) (Not Applicable)	
								No of Voting Rights			Total as a % of Total Voting rights			No.	As a % of total Shares held	No. (Not applicable)	As a % of total Shares held (Not applicable)		
								EQUITY	Class Y	Total									
(1) Custodian/DR Holder																			
(a) Name of DR Holder (if available)			0	0	0	0	0	0	0	0	0	0	0	0	0	0	0	0	0
(i) abc .....																			
(ii) efg .....																			
(2) Employee Benefit Trust (under SEBI (Share based Employee Benefit) Regulations, 2014																			
(a) Name (abc.....)			0	0	0	0	0	0	0	0	0	0	0	0	0	0	0	0	0
Total Non-Promoter-Non Public Shareholding (C)= (C1)+(C2)			0	0	0	0	0	0	0	0	0	0	0	0	0	0	0	0	0
<b>Notes:</b>																			
(1) PAN would not be displayed on website of Stock Exchange(s)																			
(2) The above format needs to be disclose name of all holders holding more than 1% of total number of shares																			
(3) W.r.t. the information pertaining to Depository Receipts, the same may be disclosed in the respective columns to the extent information available.																			

