

**JCK Infrastructure
Development Limited**
309, 1st Floor
Westminster Building
13, Cunningham Road
Bangalore 560 052

E / investors@jckgroup.in
T / +91 80 22203423
www.jckgroup.in
CIN: L70102KA1979PLC003590
Formerly known as KAP CHEM LTD.

JCK

JCKIDL/CS/2019/MSEI/315

May 20, 2019

To,
Metropolitan Stock Exchange of India Limited
Vibgyor Towers, 4th Floor, Plot No C-62,
Opp. Trident Hotel, Bandra Kurla Complex
Bandra (E), Mumbai – 400 098

Dear Sir/Madam,

Company's Symbol in MSEI : JCKINFRA
ISIN : INE188R01019

Sub: Outcome of Board Meeting held on May 20, 2019

We wish to inform you that the Board of Directors at their meeting held today i.e. Monday, May 20, 2019, which concluded at 4.30 PM took on record the Audited Financial Results for the quarter and year ended 31st March 2019.

The Board considered the following items:

- Audited Financial Results for the quarter and year ended 31st March 2019 along with the Auditor's Report. The same has been enclosed with this letter and will be published on our Company's website.
- Recommended Final Dividend of 5% on Equity Shares of Rs.10 each, subject to approval of Shareholders in the forthcoming Annual General Meeting.

Pursuant to Regulation 33 (3)(d) of SEBI (Listing Obligations and Disclosure Requirements) Regulations, 2015 as amended, we hereby declare that the Auditors of the Company have issued their reports with unmodified (i.e. unqualified) opinion on the Financial Statements for the year ended March 31, 2019.

Kindly take the aforesaid information on record in compliance of SEBI (Listing Obligations and Disclosure Requirements), Regulations 2015


Thanking you.

Yours Faithfully

For JCK Infrastructure Development Limited



Suhas CB
Company Secretary



Encl: a/a

P. CHANDRASEKAR LLP

Chartered Accountants

Independent Auditor's Report on the standalone Annual Financial Results of JCK Infrastructure Development Limited pursuant to the Regulation 33 of the SEBI (Listing Obligations and Disclosure Requirements) Regulations, 2015.

To the Board of Directors of JCK Infrastructure Development Limited

1. We have audited the standalone annual financial results of **M/s. JCK Infrastructure Development Limited** ("the company") for the year ended 31st March 2019 attached herewith, being submitted by the company pursuant to the requirement of Regulation 33 of the securities and Exchange Board of India (Listing Obligations and Disclosure Requirements) Regulation, 2015, as modified by circular No. CIR/CFD/FAC/62/2016 dated July 5, 2016.

These standalone annual financial results have been prepared on the basis of the annual financial statement and reviewed quarterly financial result which are the responsibility of the Company's Management. Our responsibility is to express an opinion on these standalone annual financial results based on our audit of the annual financial statements which have been prepared in accordance with the recognition and measurement principles laid down in the Companies (Indian Accounting Standards) Rules, 2015 as per Section 133 of the Companies Act, 2013 and other accounting principles generally accepted in India and in compliance with Regulation 33 of the Listing Regulations.

We conducted our audit in accordance with the auditing standards generally accepted in India. Those standards require that we plan and perform the audit to obtain reasonable assurance about whether the standalone annual financial results are free of material misstatement(s). An audit includes examining, on a test basis, evidence supporting the amounts disclosed as financial results. An audit also includes assessing the accounting principles used and significant estimates made by Management. We believe that our audit provides a reasonable basis for our opinion.

In our opinion and to the best of our information and according to the explanations given to us these financial results:


- i. are presented in accordance with the requirements of Regulation 33 of the SEBI (Listing Obligations and Disclosure Requirements) Regulations, 2015 and SEBI circular read with SEBI Circular No. CIR/CFD/FAC/62/2016 dated July 5, 2016 in this regard; and
- ii. give a true and fair view of the net profit including other comprehensive income and other financial information for the quarter ended on 31st March, 2019 as well as the year to date results for the period from 1st April, 2018 to 31st March, 2019.



We report that these financial results for the quarter ended on 31st March, 2019, are the balancing and derived figures between the audited figures in respect of the year ended 31st March, 2019 and the published year to date figures up to 31st December, 2018 being the date of the end of the third quarter of the current financial year, which were subjected only to limited review as required under Regulation 33 of the SEBI (Listing Obligations and Disclosure Requirements) Regulations, 2015.

Place: Bangalore
Date: 20.05.2019

For P. Chandrasekar LLP
Chartered Accountants
FRN No: 000580S/S200006


P. Chandrasekar
Partner
Membership No: 026037



JCK INFRASTRUCTURE DEVELOPMENT LIMITED

(Formerly known as KAP CHEM LIMITED)


CIN:L70102KA1979PLC003590

Regd Office 309-10, FIRST FLOOR, WEST MINSTER BUILDING, 13 CUNNINGHAM ROAD, BENGALURU - 560 052

STATEMENT OF AUDITED FINANCIAL RESULTS FOR THE QUARTER AND YEAR ENDED ON 31ST MARCH 2019

(Amount in Lakhs)

Sl.No	PARTICULARS	3 Months Ended 31.03.2019	3 Months Ended 31.12.2018	Corresponding 3 months Ended ended 31.03.2018	Year to date figures period ended 31.03. 2019	Previous Year Ended 31.03. 2018
		Audited	Unaudited	Audited	Audited	Audited
1	Revenue from Operations	184.53	322.65	97.54	1612.62	508.53
2	Other Income	26.82	1.21	17.85	27.94	24.79
3	Total Income (1)+(2)	211.35	323.86	115.39	1640.57	533.32
4	Expenses					
(a)	Cost of Land and Development Charges	71.78	83.13	25.67	694.35	135.75
(b)	Purchases of Stock In Trade	-	-	-	-	-
(c)	Changes in inventories of Finished Goods	-	-	-	-	-
(d)	Employee Benefits Expenses	35.62	40.97	34.42	147.02	127.29
(e)	Depreciation & Amortisation Exp	6.35	6.49	5.65	24.71	23.09
(f)	Other Expenses	331.99	34.32	24.95	421.26	95.43
(g)	Finance Cost	7.23	6.69	17.06	46.82	66.37
	Total Expenses	452.98	171.61	107.75	1334.16	447.93
5	Profit from Ordinary Activities after Finance Cost but before Exceptional Items	-241.63	152.26	7.64	306.41	85.39
6	Exceptional items	0	0	0	0	0
7	Profit From Ordinary Activities before Tax	-241.63	152.26	7.64	306.41	85.39
8	Tax Expenses					
(a)	Current Tax	-49.74	31.35	3.80	63.08	18.62
(b)	Deferred Tax	-0.34	-0.12	-1.42	0.21	-3.42
	Total Tax Expenses	-50.09	31.23	2.38	63.29	15.20
9	Net Profit (+)/Loss (-) from Ordinary Activities after Tax	-191.54	121.03	5.26	243.12	70.19
10	Other Comprehensive Income (OCI)					
a)	Items that will not be reclassified to Profit or Loss (Net of Tax)	-	-	-	-	-
b)	Items that will be reclassified to Profit or Loss (Net of Tax)	-	-	-	-	-
11	Total Comprehensive Income (OCI)					
12	Details of Equity Share capital					
	Paid Up Equity Share Capital	416.67	416.67	416.67	416.67	416.67
	Face value	₹10	₹10	₹10	₹10	₹10
	Reserves (Excluding Revaluation Reserves as per Balance Sheet) as shown in the Audited Balance Sheet of the previous year	-	-	-	-	131.74
	EPS from Continuing Operations					
	- Basic	2.90	2.90	0.26	5.83	5.35
	- Diluted	2.90	2.90	0.26	5.88	5.35



Notes

1

The Standalone financial results for the quarter and year ended 31 March 2019 have been audited by Statutory Auditors of the Company and they have issued an unmodified audit report. The Audit report of the Statutory Auditors is being filed with MetroPolitan Stock Exchange of India (MSEI) is also available on the Company's Website WWW.JCKGROUP.IN. The figures for the Quarter ended 31st March 2019 and the corresponding quarter ended in the previous year are the balancing figures between the audited figures in respect of the full final year and published year to date figures upto the end of the third quarter of the relevant financial year. Also, the figures upto the end of third quarter has only been reviewed and not subjected to audit.

2

The Audited Standalone Financial results for the Quarter and Year ended 31st March 2019 have been reviewed by the Audit Committee and approved by the Board in their meeting held on 20th May 2019. The information presented above is prepared above in accordance with the Indian Accounting Standards (Ind AS) as prescribed under section 133 of the companies Act, 2013 read with Rule 3 of the Companies (Indian Accounting Standards) Rules, 2015 and Companies (Indian Accounting Standards) Amendment Rules 2016. The above Audited Standalone Financial results are filed with Stock Exchange under Regulation 33 of SEBI (Listing and Other Disclosure Requirements) Regulations, 2015 and are available on the Stock Exchange Website.

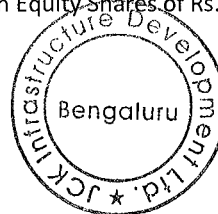
3 Position of Investor Complaints for the quarter ended 31.03.2019

Particulars	No of Complaints
Pending as on 01.01.2019	0
Received during the Quarter	0
Resolved during the Quarter	0
Pending as on 31.03.2019	0

4 The previous quarter's / year's figures have been regrouped / rearranged wherever necessary to make it comparable with the current quarter / Period

5 The Board Of Directors of the Company have recommended a dividend of 5% on Equity Shares of Rs. 10 each for the year ended 31st March 2019.

Place: Bangalore
Date: 20.05.2019




Krishan Kapur
Managing Director
DIN: 05183136

JCK INFRASTRUCTURE DEVELOPMENT LIMITED
(Formerly known as KAP CHEM LIMITED)

The Standalone Balance sheet is as below:

(Amount in Lakhs)

Sl.No	PARTICULARS	As At	As At
		31st March 2019	31st March 2018
A	ASSETS	Audited	Audited
	Non-current assets		
(a)	Property, Plant and Equipment	109.65	123.17
(b)	Capital work-in-progress	112.00	402.15
(c)	Other Intangible assets		
(d)	Financial Assets		
	(i) Investments	120.00	120.00
	(ii) Loans and Advances	83.19	44.84
(e)	Deferred tax assets (net)		
(f)	Other non-current assets	20.42	37.06
		445.26	727.22
	Current assets		
(a)	Inventories		
(b)	Financial Assets		
	(i) Trade receivables	176.64	563.49
	(ii) Cash and cash equivalents	514.18	272.20
	(iii) Bank Balance other Than Cash and Cash Equivalents	325.68	35.45
	(iv) Loans and Advances	9.19	11.39
	(v) Other Financial Assets	31.47	6.83
(c)	Other current assets		
		1057.17	889.37
	Total Assets	1502.42	1616.58
B	EQUITY AND LIABILITIES		
	Equity		
(a)	Equity Share capital	416.67	416.67
(b)	Other Equity	359.78	131.74
	Total Equity	776.45	548.40
	Liabilities		
	Non-current liabilities		
(a)	Financial Liabilities		
	(i) Borrowings	172.99	350.62
(b)	Other non-current liabilities	111.32	109.90
(c)	Deferred Tax Liabilities	0.86	0.65
		285.17	461.17
	Current liabilities		
(a)	Financial Liabilities		
	(i) Borrowings		32.36
	(ii) Trade payables	61.49	35.95
(b)	Other Current Liabilities	354.06	507.37
(c)	Provisions	25.26	31.32
		440.81	607.01
	Total Liabilities	725.97	1068.18
	Total Equity and Liabilities	1502.42	1616.58

